



The Bend Motorsports Park

Round 7 : December 3 - 5



ASBK.COM.AU f t i y

MOTORSPORTS TV SUPERSPORT CHAMPIONSHIP

Date: 05/12/21
 Event: R10
 Weather: Sunny - Temp: 24.9C
 Track: Dry - Temp: 50.5C

Race 2

Started at: 13:52:00
 Laps: 9
 Starters: 13
 Printed at: 14:17

PROVISIONAL CLASSIFICATION

Pos	No	Name	Machine	Laps	Race Time	Behind Leader	Behind Prev	Fastest Lap	On Lap	Top Speed
1	17	Broc PEARSON (QLD) / YRD / City2Surf Locksmith	Yamaha YZF-R6	9	17:21.816			1:54.849	2	261
2	26	Tom EDWARDS (NSW) / Bikebiz	Yamaha YZF-R6	9	17:21.866	.050	.050	1:54.683	2	263
3	127	Max STAUFFER (NSW) / GTR MotoStars Team / RS+C / Doctor Mak / YRD / Motul / Pirelli	Yamaha YZF-R6	9	17:23.622	1.806	1.756	1:55.126	5	257
4	308	John LYTRAS (QLD) / Caboolture Yamaha / Peregrine / AGV / TCX / Pirelli / RK / Motul / YRD	Yamaha YZF-R6	9	17:34.893	13.077	11.271	1:55.951	9	265
5	39	Scott NICHOLSON (VIC) / Traction Control M-sport / KYT Helmets / RST Moto / YRD / G. Williams M-c Eng.	Yamaha YZF-R6	9	17:37.376	15.560	2.483	1:56.213	5	262
6	86	Dallas SKEER (SA) / Penrite Oils / Barry Francis M-cycles / Suzuki Aust / Stefs T-port / Nolan Helmets	Suzuki GSXR	9	17:41.574	19.758	4.198	1:56.778	2	254
7	44	Tom BRAMICH (VIC) / Apex / The Bare Bird / Nolan / Ricondi / Fuspurr	Yamaha YZF-R6	9	17:48.799	26.983	7.225	1:56.395	2	263
8	74	Tim LARGE (VIC) / Race Centre / The Grinning Dingo	Yamaha YZF-R6	9	17:53.506	31.690	4.707	1:58.083	6	256
9	10	Noel MAHON (VIC) / Ross Services / Aark Supensions & Tuning / Quinn Mechanical / Ricondi	Yamaha YZF-R6	9	18:06.988	45.172	13.482	1:59.292	7	254
10	34	Ben ANGELIDIS (ACT) / Freestyle Tattoo Studio / Sisters Inked / Full Noise Racing / Ricondi	Yamaha YZF-R6	8	18:28.796	1 Lap		2:06.696	6	235
DNF	68	Luke POWER (VIC) / Whites Powersports / LS2 Australia / Batch Products / Earmold Aust.	Kawasaki ZX6R	8	15:28.113	1.305	-	1:54.973	5	260
DNF	29	Harrison VOIGHT (QLD) / Voight Contracting / PWR	Yamaha YZF-R6	8	15:39.260	12.452	11.147	1:56.073	2	264
DNF	92	Billy VAN EERDE (QLD) / Trinder Racing / KYT / Meridian Helicopters / Jack Miller / Velocity Vehicle Care	Yamaha YZF-R6	2	4:38.228	6 Laps		2:00.234	1	251


Fastest Lap was 1:54.683 by Tom EDWARDS (NSW)

New race lap record for SS class - Previous: 1:54.956 by Tom EDWARDS (NSW) on a Yamaha YZF-R6 set on 05/12/21

The results are provisional until the end of the time limit for protests and appeals.


 Chief Timekeeper - Scott Laing


 Race Director - Tom Williams


 Clerk of Course - Paul Hinds



www.computime.com.au
 COMPUTIME RACE TIMING SYSTEMS PTY LTD





The Bend Motorsports Park

Round 7 : December 3 - 5



ASBK.COM.AU f t i y

MOTORSPORTS TV SUPERSPORT CHAMPIONSHIP

Race 2


Date: 05/12/21
Event: R10
Weather: Sunny - Temp: 24.9C
Track: Dry - Temp: 50.5C

Started at: 13:52:00
Laps: 9
Starters: 13
Printed at: 14:17


PROVISIONAL LAP TIMES

No	Name	Lap 1	Lap 2	Lap 3	Lap 4	Lap 5	Lap 6	Lap 7	Lap 8	Lap 9
10	Noel MAHON (VIC)	2:05.682	2:00.344	2:01.131	2:00.805	2:00.518	1:59.800	<u>1:59.292</u>	1:59.686	1:59.730
17	Broc PEARSON (QLD)	1:59.292	<u>1:54.849</u>	1:55.189	1:55.655	1:55.266	1:56.024	1:54.912	1:55.621	1:55.008
26	Tom EDWARDS (NSW)	1:58.871	<u>1:54.683</u>	1:56.136	1:55.666	1:55.210	1:55.597	1:55.295	1:55.198	1:55.210
29	Harrison VOIGHT (QLD)	2:01.688	<u>1:56.073</u>	1:57.268	1:56.812	1:57.164	1:57.170	1:56.419	1:56.666	
34	Ben ANGELIDIS (ACT)	2:12.980	2:07.891	2:07.909	2:07.414	2:07.144	<u>2:06.696</u>	2:07.121	3:31.641	
39	Scott NICHOLSON (VIC)	2:02.157	1:56.665	1:56.744	1:56.888	<u>1:56.213</u>	1:57.043	1:56.465	1:56.604	1:58.597
44	Tom BRAMICH (VIC)	2:01.021	<u>1:56.395</u>	1:57.822	1:57.050	1:57.148	1:58.171	1:59.367	2:00.670	2:01.155
68	Luke POWER (VIC)	2:00.560	1:55.780	1:55.537	1:55.632	<u>1:54.973</u>	1:55.147	1:55.383	1:55.101	
74	Tim LARGE (VIC)	2:03.552	1:58.388	1:59.107	1:58.561	1:58.402	<u>1:58.083</u>	1:58.530	1:59.306	1:59.577
86	Dallas SKEER (SA)	2:03.111	<u>1:56.778</u>	1:56.861	1:57.032	1:57.014	1:57.061	1:56.966	1:58.082	1:58.669
92	Billy VAN EERDE (QLD)	<u>2:00.234</u>	2:37.994							
127	Max STAUFFER (NSW)	2:00.387	1:55.134	1:55.445	1:55.625	<u>1:55.126</u>	1:55.622	1:55.316	1:55.128	1:55.839
308	John LYTRAS (QLD)	2:01.139	1:55.996	1:58.317	1:57.183	1:56.982	1:56.674	1:56.397	1:56.254	<u>1:55.951</u>

The results are provisional until the end of the time limit for protests and appeals.


Chief Timekeeper - Scott Lang


Race Director - Tom Williams


Clerk of Course - Paul Hinds



www.computime.com.au
COMPUTIME RACE TIMING SYSTEMS PTY LTD





The Bend Motorsports Park

Round 7 : December 3 - 5



ASBK.COM.AU f t i y

MOTORSPORTS TV SUPERSPORT CHAMPIONSHIP

Race 2

Date: 05/12/21
 Event: R10
 Weather: Sunny - Temp: 24.9C
 Track: Dry - Temp: 50.5C

Started at: 13:52:00
 Laps: 9
 Starters: 13
 Printed at: 14:17

PROVISIONAL SPLIT TIMES

Lap	Split 1	Split 2	Split 3	Split 4	Lap Time	Spd	Lap	Split 1	Split 2	Split 3	Split 4	Lap Time	Spd
10 Noel MAHON (VIC) (9th)							5	25.551	32.309	29.432	29.872	1:57.164	256
1	31.129	34.231	30.211	30.111	2:05.682	218	6	25.615	32.318	29.645	29.592	1:57.170	262
2	26.189	33.580	30.431	30.144	2:00.344	254	7	25.474	32.245	29.264	29.436	1:56.419	261
3	26.571	34.069	30.346	30.145	2:01.131	249	8	25.640	32.403	29.289	29.334	1:56.666	262
4	26.647	33.664	30.139	30.355	2:00.805	249	34 Ben ANGELIDIS (ACT) (10th)						
5	26.600	33.487	30.130	30.301	2:00.518	249	1	33.054	35.887	31.923	32.116	2:12.980	205
6	26.248	33.178	30.330	30.044	1:59.800	248	2	28.248	35.365	32.042	32.236	2:07.891	235
7	26.278	33.139	29.882	29.993	1:59.292	248	3	28.212	35.759	31.801	32.137	2:07.909	233
8	26.292	33.242	30.111	30.041	1:59.686	247	4	28.182	35.564	31.860	31.808	2:07.414	231
9	26.243	33.304	30.115	30.068	1:59.730	249	5	28.086	35.485	31.907	31.666	2:07.144	233
17 Broc PEARSON (QLD) (1st)							6	27.940	35.581	31.353	31.822	2:06.696	231
1	29.136	32.094	28.947	29.115	1:59.292	213	7	28.057	35.551	31.651	31.862	2:07.121	231
2	25.250	31.909	28.781	28.909	1:54.849	257	8	28.261	35.429	2:27.951		3:31.641	227
3	25.197	31.941	28.980	29.071	1:55.189	255	39 Scott NICHOLSON (VIC) (5th)						
4	25.439	32.231	28.852	29.133	1:55.655	252	1	30.609	32.959	29.283	29.306	2:02.157	221
5	25.236	32.096	28.813	29.121	1:55.266	252	2	25.249	33.280	29.105	29.031	1:56.665	259
6	25.318	32.162	28.853	29.691	1:56.024	253	3	25.247	32.252	29.648	29.597	1:56.744	258
7	24.989	32.005	28.806	29.112	1:54.912	259	4	25.616	32.475	29.460	29.337	1:56.888	259
8	25.185	32.110	28.903	29.423	1:55.621	252	5	25.196	32.215	29.421	29.381	1:56.213	262
9	25.135	31.934	28.670	29.269	1:55.008	261	6	25.393	32.538	29.588	29.524	1:57.043	254
26 Tom EDWARDS (NSW) (2nd)							7	25.394	32.465	29.212	29.394	1:56.465	254
1	28.897	31.895	29.067	29.012	1:58.871	215	8	25.498	32.491	29.233	29.382	1:56.604	253
2	25.157	31.769	28.910	28.847	1:54.683	255	9	25.768	33.096	29.468	30.265	1:58.597	254
3	25.093	31.737	30.194	29.112	1:56.136	255	44 Tom BRAMICH (VIC) (7th)						
4	25.464	32.083	29.004	29.115	1:55.666	260	1	29.875	32.561	29.260	29.325	2:01.021	216
5	25.263	31.933	29.036	28.978	1:55.210	260	2	25.741	32.083	29.193	29.378	1:56.395	263
6	25.200	32.139	28.964	29.294	1:55.597	262	3	25.600	32.669	29.979	29.574	1:57.822	262
7	25.351	32.001	28.947	28.996	1:55.295	253	4	25.755	32.481	29.413	29.401	1:57.050	259
8	25.149	32.118	28.869	29.062	1:55.198	263	5	25.751	32.562	29.480	29.355	1:57.148	248
9	25.428	32.072	28.748	28.962	1:55.210	255	6	26.529	32.506	29.346	29.790	1:58.171	221
29 Harrison VOIGHT (QLD) (DNF)							7	26.903	33.026	29.608	29.830	1:59.367	222
1	30.274	32.660	29.402	29.352	2:01.688	220	8	27.021	33.370	29.940	30.339	2:00.670	222
2	25.459	31.924	29.190	29.500	1:56.073	262	9	27.179	33.475	30.252	30.249	2:01.155	222
3	25.631	32.593	29.527	29.517	1:57.268	263	68 Luke POWER (VIC) (DNF)						
4	25.641	32.244	29.350	29.577	1:56.812	255							

Scott Laing
 Chief Timekeeper - Scott Laing

Tom Williams
 Race Director - Tom Williams

Paul Hinds
 Clerk of Course - Paul Hinds





The Bend Motorsports Park

Round 7 : December 3 - 5



ASBK.COM.AU f t i y

MOTORSPORTS TV SUPERSPORT CHAMPIONSHIP

Race 2

Date: 05/12/21
Event: R10
Weather: Sunny - Temp: 24.9C
Track: Dry - Temp: 50.5C

Started at: 13:52:00
Laps: 9
Starters: 13
Printed at: 14:17

PROVISIONAL SPLIT TIMES

Lap	Split 1	Split 2	Split 3	Split 4	Lap Time	Spd	Lap	Split 1	Split 2	Split 3	Split 4	Lap Time	Spd	
1	29.699	32.483	29.226	29.152	2:00.560	211	9	26.051	32.695	29.838	30.085	1:58.669	250	
2	25.485	32.140	29.104	29.051	1:55.780	260								
3	25.314	32.017	29.083	29.123	1:55.537	251								
4	25.232	32.205	29.021	29.174	1:55.632	252	92 Billy VAN EERDE (QLD) (DNF)	1	29.520	32.276	29.245	29.193	<u>2:00.234</u>	216
5	25.200	31.958	28.916	<u>28.899</u>	<u>1:54.973</u>	251	2	<u>25.704</u>	<u>32.014</u>	<u>29.146</u>	<u>1:11.130</u>	2:37.994 P	251	
6	25.189	31.960	<u>28.887</u>	29.111	1:55.147	254								
7	25.260	31.944	29.148	29.031	1:55.383	257	127 Max STAUFFER (NSW) (3rd)	1	29.405	32.696	29.153	29.133	2:00.387	218
8	<u>25.080</u>	<u>31.894</u>	29.052	29.075	1:55.101	255	2	25.354	31.872	28.947	28.961	1:55.134	257	
							3	25.343	31.922	29.106	29.074	1:55.445	255	
74 Tim LARGE (VIC) (8th)							4	25.558	32.100	28.964	29.003	1:55.625	254	
1	30.746	33.095	29.994	29.717	2:03.552	219	5	25.365	31.927	28.930	<u>28.904</u>	<u>1:55.126</u>	255	
2	25.833	32.683	30.246	<u>29.626</u>	1:58.388	256	6	25.415	32.004	28.948	29.255	1:55.622	256	
3	26.043	32.879	29.772	30.413	1:59.107	252	7	25.410	<u>31.851</u>	29.073	28.982	1:55.316	256	
4	25.966	33.005	<u>29.757</u>	29.833	1:58.561	248	8	<u>25.300</u>	31.929	<u>28.905</u>	28.994	1:55.128	254	
5	25.971	32.931	29.827	29.673	1:58.402	249	9	25.336	31.926	29.174	29.403	1:55.839	254	
6	<u>25.813</u>	<u>32.672</u>	29.875	29.723	<u>1:58.083</u>	249	308 John LYTRAS (QLD) (4th)	1	30.024	32.742	29.183	29.190	2:01.139	213
7	25.904	33.001	29.984	29.641	1:58.530	249	2	25.236	32.123	<u>29.162</u>	29.475	1:55.996	265	
8	26.031	33.066	30.111	30.098	1:59.306	249	3	26.051	32.658	29.962	29.646	1:58.317	254	
9	26.099	33.145	30.180	30.153	1:59.577	249	4	25.896	32.510	29.586	<u>29.191</u>	1:57.183	258	
86 Dallas SKEER (SA) (6th)							5	25.590	32.623	29.407	29.362	1:56.982	260	
1	30.437	33.644	29.568	29.462	2:03.111	215	6	25.299	32.319	29.501	29.555	1:56.674	254	
2	25.724	32.285	<u>29.358</u>	29.411	<u>1:56.778</u>	254	7	25.483	32.356	29.265	29.293	1:56.397	263	
3	25.799	32.282	29.372	29.408	1:56.861	251	8	<u>25.203</u>	32.529	29.269	29.253	1:56.254	264	
4	25.783	<u>32.082</u>	29.494	29.673	1:57.032	252	9	25.514	<u>32.063</u>	29.172	29.202	<u>1:55.951</u>	258	
5	25.729	32.188	29.573	29.524	1:57.014	254								
6	25.865	32.206	29.625	<u>29.365</u>	1:57.061	254								
7	<u>25.635</u>	32.219	29.557	29.555	1:56.966	254								
8	26.014	32.434	29.671	29.963	1:58.082	251								

The results are provisional until the end of the time limit for protests and appeals.

Scott Laing

Chief Timekeeper - Scott Laing

Tom Williams

Race Director - Tom Williams

Paul Hinds

Clerk of Course - Paul Hinds



www.computime.com.au
COMPUTIME RACE TIMING SYSTEMS PTY LTD





The Bend Motorsports Park

Round 7 : December 3 - 5



ASBK.COM.AU

MOTORSPORTS TV SUPERSPORT CHAMPIONSHIP

Race 2

Date: 05/12/21
Event: R10
Weather: Sunny - Temp: 24.9C
Track: Dry - Temp: 50.5C

Started at: 13:52:00
Laps: 9
Starters: 13
Printed at: 14:17

PROVISIONAL FASTEST LAPS SEQUENCE

Lap	Race Pos	No	Name	Machine	Fastest Lap	On Lap
1	1	26	Tom EDWARDS (NSW)	Yamaha YZF-R6	1:58.871	1
2	1	26	Tom EDWARDS (NSW)	Yamaha YZF-R6	1:54.683	2

The results are provisional until the end of the time limit for protests and appeals.

Chief Timekeeper - Scott Lang

Race Director - Tom Williams

Clerk of Course - Paul Hinds



www.computime.com.au
COMPUTIME RACE TIMING SYSTEMS PTY LTD





The Bend Motorsports Park

Round 7 : December 3 - 5



ASBK.COM.AU f t i y

MOTORSPORTS TV SUPERSPORT CHAMPIONSHIP

Race 2

Date: 05/12/21
 Event: R10
 Weather: Sunny - Temp: 24.9C
 Track: Dry - Temp: 50.5C

Started at: 13:52:00
 Laps: 9
 Starters: 13
 Printed at: 14:17

PROVISIONAL LAP SHEET

No	Lap Time	Gap	No	Lap Time	Gap	No	Lap Time	Gap	No	Lap Time	Gap
Lap 1			17	1:55.189		39	1:56.213	8.416	44	1:59.367	15.787
26	1:58.871		26	1:56.136	.360	29	1:57.164	8.754	74	1:58.530	23.436
17	1:59.292	.421	127	1:55.445	1.636	44	1:57.148	9.185	10	1:59.292	36.385
92	2:00.234	1.363	68	1:55.537	2.547	308	1:56.982	9.366	34	2:07.121	1:25.96
127	2:00.387	1.516	29	1:57.268	5.699	86	1:57.014	10.545	Lap 8		
68	2:00.560	1.689	44	1:57.822	5.908	74	1:58.402	17.759	26	1:55.198	
44	2:01.021	2.150	308	1:58.317	6.122	10	2:00.518	28.229	17	1:55.621	.152
308	2:01.139	2.268	39	1:56.744	6.236	34	2:07.144	1:03.08	127	1:55.128	1.127
29	2:01.688	2.817	86	1:56.861	7.420	Lap 6			68	1:55.101	1.457
39	2:02.157	3.286	74	1:59.107	11.717	26	1:55.597		39	1:56.604	12.123
86	2:03.111	4.240	10	2:01.131	17.827	17	1:56.024	.112	308	1:56.254	12.286
74	2:03.552	4.681	34	2:07.909	39.450	127	1:55.622	1.176	29	1:56.666	12.604
10	2:05.682	6.811	Lap 4			68	1:55.147	1.466	86	1:58.082	16.249
34	2:12.980	14.109	17	1:55.655		39	1:57.043	9.547	44	2:00.670	20.988
Lap 2			26	1:55.666	.371	29	1:57.170	10.012	74	1:59.306	27.273
26	1:54.683		127	1:55.625	1.606	308	1:56.674	10.128	10	1:59.686	40.602
17	1:54.849	.587	68	1:55.632	2.524	44	1:58.171	11.444	Lap 9		
127	1:55.134	1.967	29	1:56.812	6.856	86	1:57.061	11.694	17	1:55.008	
68	1:55.780	2.786	44	1:57.050	7.303	74	1:58.083	19.930	26	1:55.210	.050
308	1:55.996	3.581	39	1:56.888	7.469	10	1:59.800	32.117	127	1:55.839	1.806
44	1:56.395	3.862	308	1:57.183	7.650	34	2:06.696	1:13.87	308	1:55.951	13.077
29	1:56.073	4.207	86	1:57.032	8.797	Lap 7			39	1:58.597	15.560
39	1:56.665	5.268	74	1:58.561	14.623	17	1:54.912		86	1:58.669	19.758
86	1:56.778	6.335	10	2:00.805	22.977	26	1:55.295	.271	44	2:01.155	26.983
74	1:58.388	8.386	34	2:07.414	51.209	127	1:55.316	1.468	74	1:59.577	31.690
10	2:00.344	12.472	Lap 5			68	1:55.383	1.825	10	1:59.730	45.172
34	2:07.891	27.317	17	1:55.266		39	1:56.465	10.988	34	3:31.641	1 lap
92	2:37.994	44.674	26	1:55.210	.315	29	1:56.419	11.407	Lap 3		
Lap 3			127	1:55.126	1.466	308	1:56.397	11.501			
			68	1:54.973	2.231	86	1:56.966	13.636			

The results are provisional until the end of the time limit for protests and appeals.

Scott Laing
 Chief Timekeeper - Scott Laing

Tom Williams
 Race Director - Tom Williams

Paul Hinds
 Clerk of Course - Paul Hinds



www.computime.com.au
 COMPUTIME RACE TIMING SYSTEMS PTY LTD





The Bend Motorsports Park

Round 7 : December 3 - 5



ASBK.COM.AU f t i y

MOTORSPORTS TV SUPERSPORT CHAMPIONSHIP

Race 2

Date: 05/12/21
 Event: R10
 Weather: Sunny - Temp: 24.9C
 Track: Dry - Temp: 50.5C

Started at: 13:52:00
 Laps: 9
 Starters: 13
 Printed at: 14:17

PROVISIONAL LAP CHART

Name	Grid	1	2	3	4	5	6	7	8	9	Name
B. PEARSON	17	26	26	17	17	17	26	17	26	17	B. PEARSON
T. EDWARDS	26	17	17	26	26	26	17	26	17	26	T. EDWARDS
L. POWER	68	92	127	127	127	127	127	127	127	127	M. STAUFFER
M. STAUFFER	127	127	68	68	68	68	68	68	68	308	J. LYTRAS
J. LYTRAS	308	68	308	29	29	39	39	39	39	39	S. NICHOLSON
T. BRAMICH	44	44	44	44	44	29	29	29	308	86	D. SKEER
B. VAN EERDE	92	308	29	308	39	44	308	308	29	44	T. BRAMICH
H. VOIGHT	29	29	39	39	308	308	44	86	86	74	T. LARGE
S. NICHOLSON	39	39	86	86	86	86	86	44	44	10	N. MAHON
D. SKEER	86	86	74	74	74	74	74	74	74		
T. LARGE	74	74	10	10	10	10	10	10	10		
N. MAHON	10	10	34	34	34	34	34	34	34		
B. ANGELIDIS	34	34	92								B. ANGELIDIS
											B. VAN EERDE

The results are provisional until the end of the time limit for protests and appeals.

Scott Lang
 Chief Timekeeper - Scott Lang

Tom Williams
 Race Director - Tom Williams

Paul Hinds
 Clerk of Course - Paul Hinds



www.computime.com.au
 COMPUTIME RACE TIMING SYSTEMS PTY LTD





The Bend Motorsports Park

Round 7 : December 3 - 5



ASBK.COM.AU f t i y

MOTORSPORTS TV SUPERSPORT CHAMPIONSHIP

Race 2

Date: 05/12/21
 Event: R10
 Weather: Sunny - Temp: 24.9C
 Track: Dry - Temp: 50.5C

Started at: 13:52:00
 Laps: 9
 Starters: 13
 Printed at: 14:17

PROVISIONAL BEST PARTIAL TIMES

Pos	Split 1		Split 2		Split 3		Split 4		LAP		Ideal	Fastest
	Name	Time	Name	Time	Name	Time	Name	Time	Name			
1	B. PEARSON	24.989	T. EDWARDS	31.737	B. PEARSON	28.670	T. EDWARDS	28.847	T. EDWARDS	1:54.425	1:54.683	
2	L. POWER	25.080	M. STAUFFER	31.851	T. EDWARDS	28.748	L. POWER	28.899	B. PEARSON	1:54.477	1:54.849	
3	T. EDWARDS	25.093	L. POWER	31.894	L. POWER	28.887	M. STAUFFER	28.904	L. POWER	1:54.760	1:54.973	
4	S. NICHOLSO	25.196	B. PEARSON	31.909	M. STAUFFER	28.905	B. PEARSON	28.909	M. STAUFFER	1:54.960	1:55.126	
5	J. LYTRAS	25.203	H. VOIGHT	31.924	S. NICHOLSO	29.105	S. NICHOLSO	29.031	S. NICHOLSO	1:55.547	1:56.213	
6	M. STAUFFER	25.300	B. VAN EERD	32.014	B. VAN EERD	29.146	J. LYTRAS	29.190	J. LYTRAS	1:55.618	1:55.951	
7	H. VOIGHT	25.459	J. LYTRAS	32.063	J. LYTRAS	29.162	B. VAN EERD	29.193	H. VOIGHT	1:55.907	1:56.073	
8	T. BRAMICH	25.600	D. SKEER	32.082	H. VOIGHT	29.190	T. BRAMICH	29.325	B. VAN EERD	1:56.057	2:00.234	
9	D. SKEER	25.635	T. BRAMICH	32.083	T. BRAMICH	29.193	H. VOIGHT	29.334	T. BRAMICH	1:56.201	1:56.395	
10	B. VAN EERD	25.704	S. NICHOLSO	32.215	D. SKEER	29.358	D. SKEER	29.365	D. SKEER	1:56.440	1:56.778	
11	T. LARGE	25.813	T. LARGE	32.672	T. LARGE	29.757	T. LARGE	29.626	T. LARGE	1:57.868	1:58.083	
12	N. MAHON	26.189	N. MAHON	33.139	N. MAHON	29.882	N. MAHON	29.993	N. MAHON	1:59.203	1:59.292	
13	B. ANGELIDIS	27.940	B. ANGELIDIS	35.365	B. ANGELIDIS	31.353	B. ANGELIDIS	31.666	B. ANGELIDIS	2:06.324	2:06.696	

The results are provisional until the end of the time limit for protests and appeals.

Scott Lang
 Chief Timekeeper - Scott Lang

Tom Williams
 Race Director - Tom Williams

Paul Hinds
 Clerk of Course - Paul Hinds



www.computime.com.au
 COMPUTIME RACE TIMING SYSTEMS PTY LTD





The Bend Motorsports Park

Round 7 : December 3 - 5



ASBK.COM.AU f t i y

AUSTRALIAN SUPERSPORT CHAMPIONSHIP PROVISIONAL ROUND POINTS

AUSTRALIAN SUPERSPORT CHAMPIONSHIP

Pos	No	Name	Rnd 7 Pole	Rnd 7 Race 1	Rnd 7 Race 2	Total
1	26	Tom EDWARDS		25	20	45
2	17	Broc PEARSON	1	18	25	44
3	127	Max STAUFFER		20	18	38
4	308	John LYTRAS		16	17	33
5	39	Scott NICHOLSON		17	16	33
6	86	Dallas SKEER		13	15	28
7	74	Timothy LARGE		12	13	25
8	10	Noel MAHON		11	12	23
9	34	Ben ANGELIDIS		10	11	21
10	92	Billy VAN EERDE		15		15
11	44	Tom BRAMICH			14	14
12	29	Harrison VOIGHT		14		14

Scott Laing

Chief Timekeeper - Scott Laing

Tom Williams

Race Director - Tom Williams

Paul Hinds

Clerk of Course - Paul Hinds



www.computime.com.au
COMPUTIME RACE TIMING SYSTEMS PTY LTD





The Bend Motorsports Park
Round 7 : December 3 - 5



ASBK.COM.AU f t i y

AUSTRALIAN SUPERSPORT CHAMPIONSHIP
PROVISIONAL FINAL CHAMPIONSHIP POINTS

AUSTRALIAN SUPERSPORT CHAMPIONSHIP

Pos	No	Name	Rnd 2 Wint	Rnd 3 W/flid	Rnd 7 Pole	Rnd 7 Race 1	Rnd 7 Race 2	Total
1	17	Broc PEARSON	45	46	1	18	25	135
2	26	Tom EDWARDS	46	38		25	20	129
3	127	Max STAUFFER	35	43		20	18	116
4	39	Scott NICHOLSON	32	26		17	16	91
5	86	Dallas SKEER	31	31		13	15	90
6	68	Luke POWER	32	31				63
7	308	John LYTRAS	28			16	17	61
8	42	Jack PASSFIELD	24	34				58
9	44	Tom BRAMICH	15	26			14	55
10	74	Timothy LARGE	7	18		12	13	50
11	46	Aidan HAYES	21	26				47
12	61	Rhys BELLING	20	22				42
13	10	Noel MAHON	10	7		11	12	40
14	58	Mitch KUHNE	12	18				30
15	96	Luke MITCHELL	14	10				24
16	23	Matthew LONG	8	15				23
17	28	Jack HYDE	23					23
18	34	Ben ANGELIDIS				10	11	21
19	12	Joel TAYLOR	17					17
20	92	Billy VAN EERDE				15		15
21	29	Harrison VOIGHT				14		14

Scott Lang
 Chief Timekeeper - Scott Lang

Tom Williams
 Race Director - Tom Williams

Paul Hinds
 Clerk of Course - Paul Hinds



www.computime.com.au
COMPUTIME RACE TIMING SYSTEMS PTY LTD








The Bend Motorsports Park

Round 7 : December 3 - 5



ASBK.COM.AU    

MOTORSPORTS TV SUPERSPORT CHAMPIONSHIP

Race 2


Date: 05/12/21
Event: R10
Weather: Sunny - Temp: 24.9C
Track: Dry - Temp: 50.5C

Started at: 13:52:00
Laps: 9
Starters: 13
Printed at: 14:17


PROVISIONAL RACE INFORMATION

Time	Description
13:40:08	Pit exit open - closes in 3:00
13:43:09	PIT EXIT CLOSED
13:43:10	Bikes on grid - Warm Up lap in 6:00
13:49:07	WARM UP LAP STARTED
13:52:00	Event Start
13:55:15	NO JUMP STARTS
13:56:13	Rider 92 (Billy VAN EERDE) CRASHED TURN 17 - RIDER UP
13:56:25	Rider 92 (Billy VAN EERDE) CRASHED TURN 17 - RIDER UP - RESUMED
13:56:44	Rider 92 (Billy VAN EERDE) ENTERED PITS
14:07:50	Rider 29 (Harrison VOIGHT) CRASHED TURN 6 - RIDER UP
14:19:00	Rider 68 (Luke POWER) CRASHED TURN 17 - RIDER UP
14:09:22	Chequered Flag
14:09:26	BROC PEARSON WINS THE 2021 AUSTRALIAN SUPERSPORT CHAMPIONSHIP
14:11:55	Event Finish


The results are provisional until the end of the time limit for protests and appeals.



Chief Timekeeper - Scott Lang



Race Director - Tom Williams



Clerk of Course - Paul Hinds



www.computime.com.au
COMPUTIME RACE TIMING SYSTEMS PTY LTD

